

THIN ASPHALT OVERLAYS FOR PAVEMENT PRESERVATION





Why Thin Asphalt Overlays?



- Shift from new construction to renewal and preservation
- Functional improvements for safety and smoothness are needed more than structural improvements – Perpetual Pavements
- Material improvements
 - Binders – Superpave binder spec and polymers
 - SMA, OGFC and Dense-Graded
 - Superpave volumetric mix design
 - Warm Mix Asphalt (WMA)
 - Reclaimed Asphalt Pavement (RAP)
 - Reclaimed Asphalt Shingles (RAS)

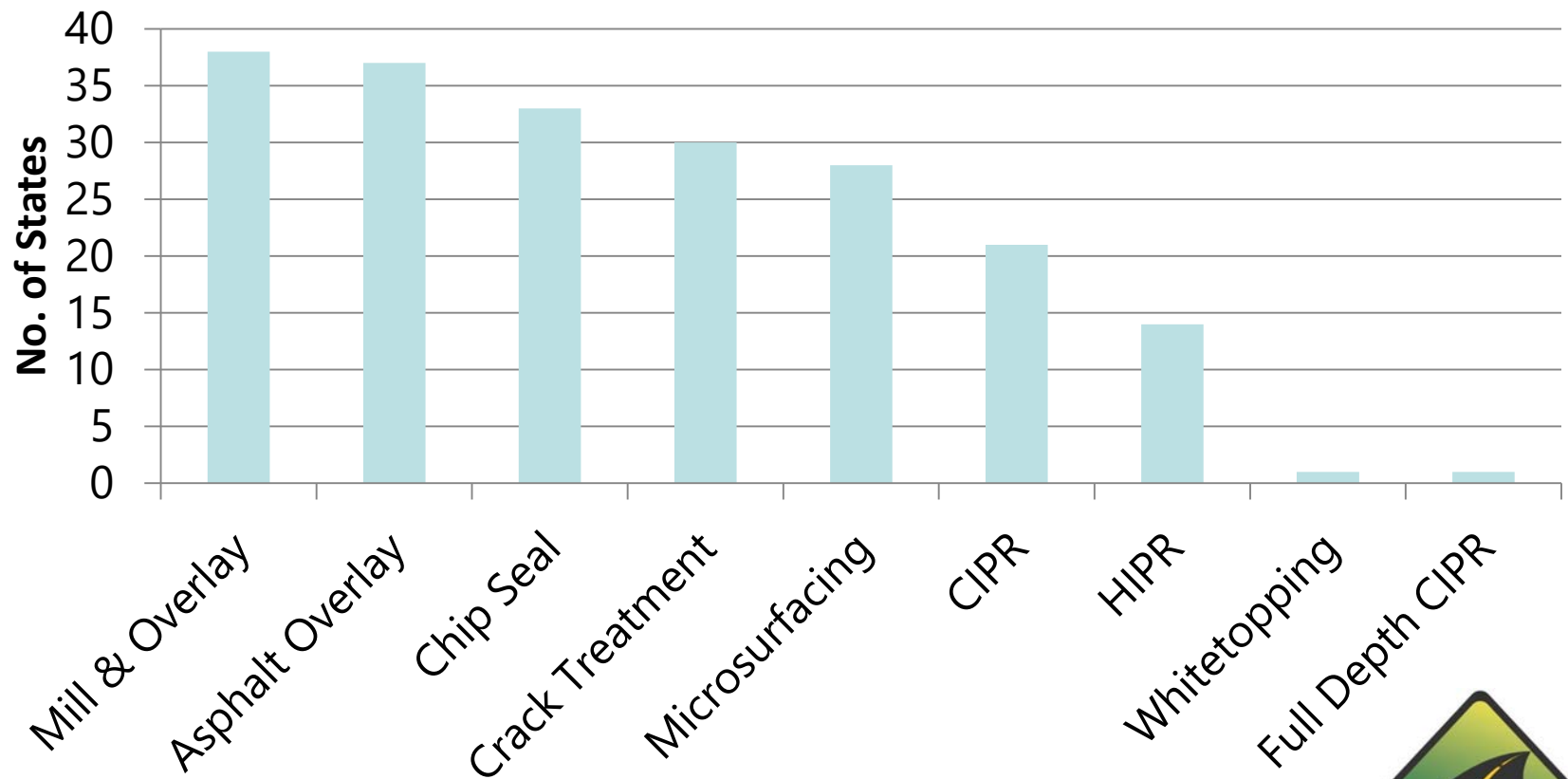




Thin Asphalt Overlays are the most popular treatment for pavements



1999 AASHTO Survey





Benefits of Thin Asphalt Overlays



- Long life and low life-cycle cost!
- Safety / User
 - Minimize traffic delays
 - Staged construction
 - Smooth surface
 - Restore skid resistance
 - No loose stones & minimizes dust
 - Lower noise
- Structural
 - Maintain grade & slope
 - Withstands heavy traffic
 - Easy to maintain
- Sustainable
 - Recycled materials
 - Seals surface & no binder run-off






Topics



- Project Selection
- Materials Selection and Mix Design
- Construction and Quality Control
- Performance
- Conclusions
- Discussion





PROJECT SELECTION



Avoid Projects Needing Structural Rehabilitation!!





Basic Evaluation

- Visual Survey
- Structural Assessment
 - No structural improvement required
- Drainage Evaluation
 - What changes are needed
- Functional Evaluation
 - Ride quality
 - Skid resistance
- Discussion with Maintenance Crews

Visual Survey

- Part of a good Pavement Management System.
- Get current project-specific data
- Need to know:
 - Type of distress
 - Extent
 - Severity
- Visit the site and validate data.





Types of Distress



- Raveling
- Longitudinal Cracking (not in wheelpath)
- Longitudinal Cracking (in wheelpath)
- Transverse Cracking
- Alligator Cracking
- Rutting





Raveling





Longitudinal Cracking (not in wheelpath)





Longitudinal Cracking (wheelpath)



Temporary Fix for Minor Distress



Transverse Cracking





Alligator (Fatigue) Cracking



Temporary Fix for Minor Distress





Rutting or Shoving



Severe Structural Failure

Surface Failure –
Milling Required



Ride Quality and Skid Resistance



Rough surfaces should be milled

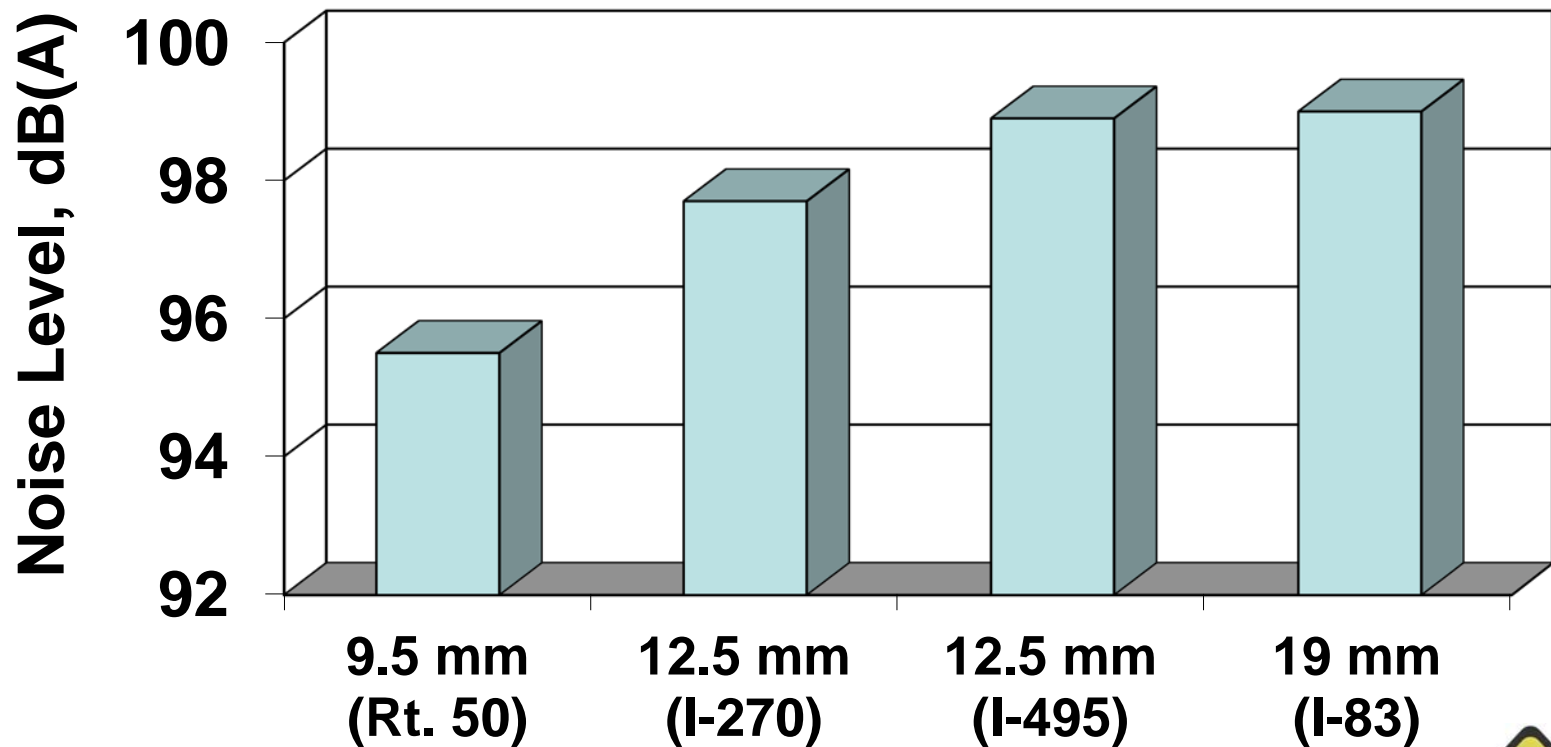


Skid problems can be milled, but not required



Noise can be reduced

NCAT Noise Trailer



Smaller Aggregate = Less Noise





Drainage Evaluation

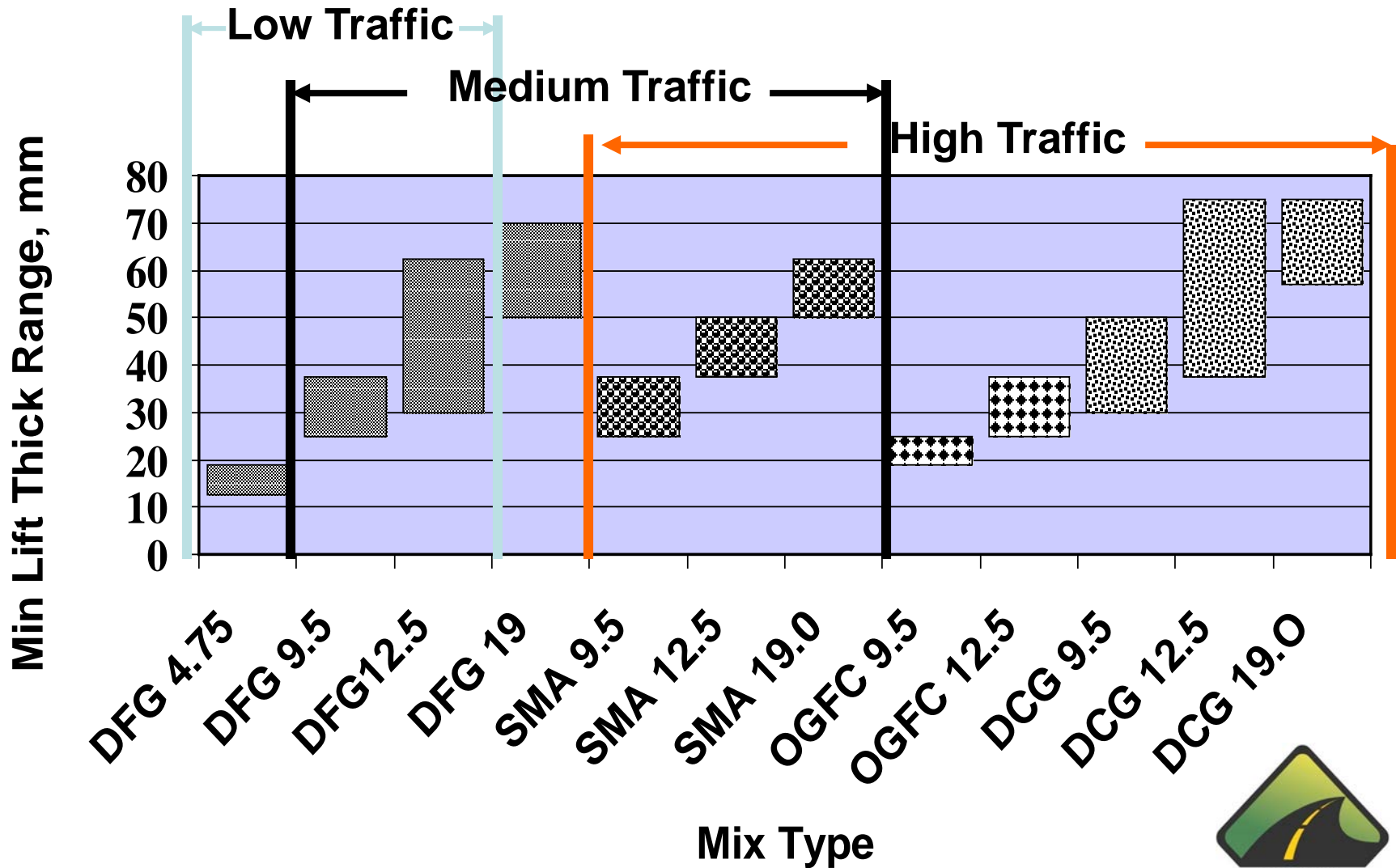


How do you select the mix type for a thin overlay?



Recommended Mix Types

Surface Courses





If a Thin Overlay is the answer, you need to decide:



➤ Surface Preparation

- Distresses
- Roughness
- Considerations for Curb Reveal and Drainage

➤ Materials

- Traffic
- Availability
- Climate















➤ Thickness

- NMAS
- Geometrics





Surface Preparation

	Mill	Fill Cracks with Mix	Clean and Tack
Raveling			
Long. Crack – not in w.p.			
Long. Crack – w.p.			
Transverse Crack			
Alligator Crack			
Rutting			





Materials & Mix Design

- Materials Selection
- Mix Design for Dense-Graded Mixes
- Other Mix Types



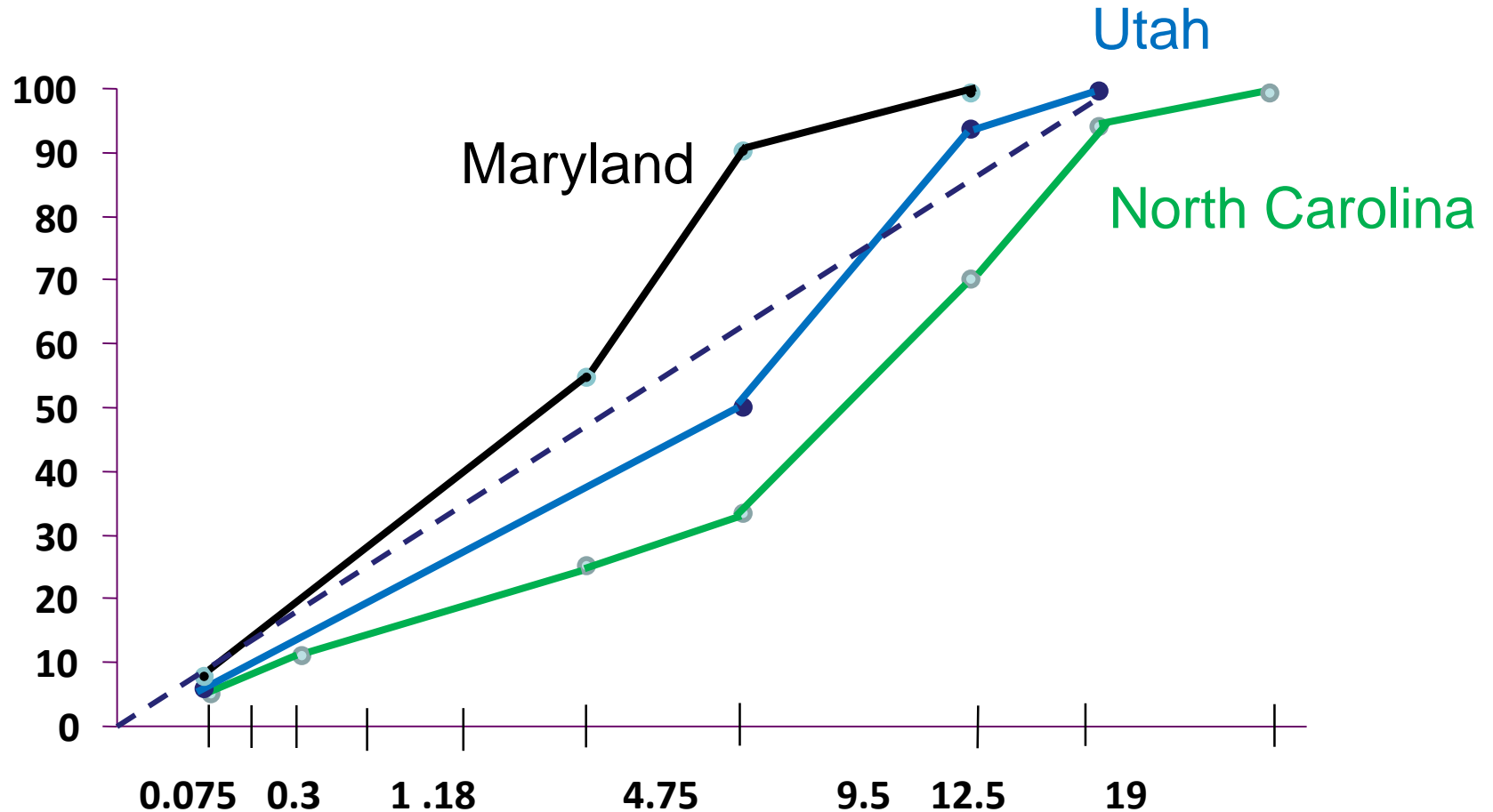


Materials Selection - Aggregate

- Thin overlays need small NMAS
 - Thin overlays \leq 1.5 inches thick
 - Aggregate size between 4.75 and 12.5 mm NMAS
 - Ratio of lift thickness to NMAS range 3:1 to 5:1
- Quality
 - LA Abrasion: 35-48 maximum
 - Sodium Sulfate: 10-16 maximum
 - CA Fractured Faces (does not apply to 4.75 mm)
 - 2 or More: 80-90
 - 1: 10-100
 - Sand Equivalent: 28-60
 - FA Angularity (Uncompacted Voids): 40-45



Example Gradations





Materials Selection - Binder



- Most specifications use PG system to select binder grade based on climate and traffic
 - Minnesota – Unmodified binder
 - Ohio – Polymer modified PG 64-22 or PG 76-22
 - New York – PMA for 6.3 mm & special situations for other mixes
 - New Jersey – PG 76-22 for high performance mix
 - North Carolina – depends upon traffic level





Materials Selection - RAP

- Small NMAS mixes should utilize fine RAP
- RAP or RAS will help
 - Stabilize cost by reducing added asphalt and added aggregate
 - Prevent rutting
 - Prevent scuffing
- Use maximum allowable while maintaining gradation and volumetrics





Mix Design



- Laboratory Compaction
 - Low Volume – 50 gyrations in MD and GA
 - Medium Volume – 60 to 75 in MD, NY, AL
 - High Volume – 60 (AL) to 125 (UT)
 - Needs to be enough compaction for interlock without fracturing aggregate
- Volumetrics
 - Void Requirements – Mixes are relatively impermeable
 - VMA – Should increase as NMAS decreases
 - Asphalt Content – Should depend on voids and VMA






Mix Design Requirements

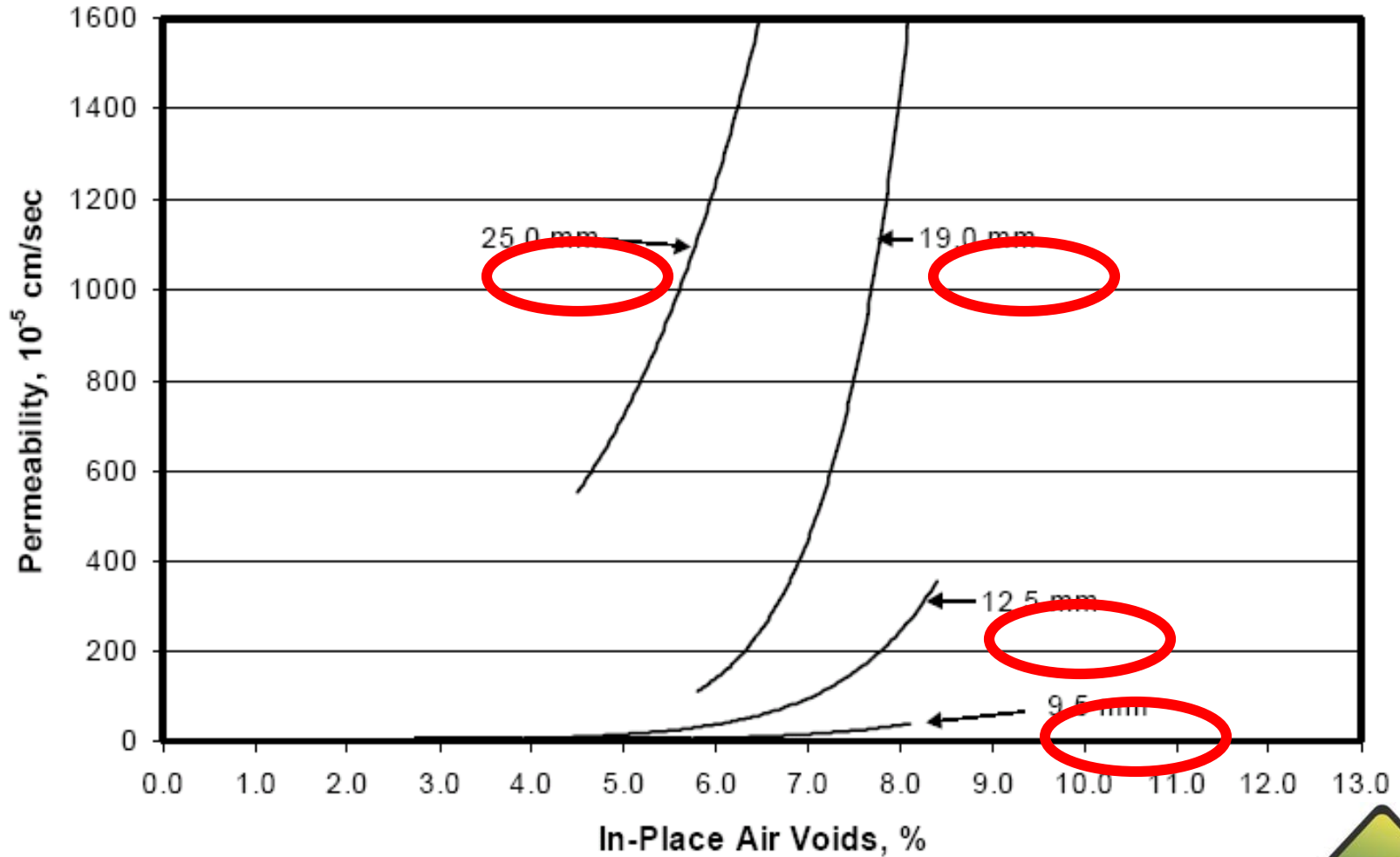


NMAS	12.5 mm		9.5 mm		6.3 mm	4.75 mm		
State	AL	NC	NV	UT	NY	MD	GA	OH
Comp. Level	60			50-125	75	50/65	50	50/75
Design Voids			3-6	3.5	4.0	4.0	4.0-7.0	3.5
% VMA	15.5 min		12-22		16 min			15 min
% VFA				70-80	70-78		50-80	
% AC	5.5 min	4.6-5.6			6.0 min	5.0-8.0	6.0-7.5	6.4 min





Permeability





CONSTRUCTION & QUALITY CONTROL





Construction - Production

➤ Aggregate

- Proper stockpiles
 - Slope and Pave
 - Cover, if needed
- Moisture content

➤ Plant operations

- Slower because
 - More time to coat
 - Higher moisture content
 - Thicker aggregate veil
- Aggregate moisture management
- WMA can help coat aggregates - lubricity





Construction - Production



- RAP – Process for size and consistency
 - Max size \leq NMAS
- Storage and Loading
 - Follow normal best practices
- Warm Mix
 - Increase haul distance
 - Pave at cooler temperatures
 - Achieve density at lower temperatures
 - Extend paving season
 - Pave over crack sealer



Construction – Paving Surface Preparation

➤ Milling

- Remove defects
- Roughen surface
- Improve smoothness
- Provide RAP
- May eliminate need for tack
- Size machinery properly



➤ Tack

- Emulsion or hot asphalt
- Polymer emulsion or unmodified
- Rate: 0.10 to 0.15 gal/sy (undiluted emulsion)

Construction – Paving Placement and Compaction

➤ Paving

- Best to move continuously
- MTV or windrow can help
- Cooling can be an issue
 - 1" cools 2X faster than 1.5"
- Warm mix

➤ Compaction

- Seal voids & increase stability
- Low permeability
- No vibratory on < 1"



Quality Control - Plant

- Aggregate
 - Gradation
 - Moisture Content

- Mix Volumetrics
 - Air Voids
 - VMA
 - Asphalt Content
 - Gradation





Quality Control - Field



➤ Field Density

- Thin-lift NDT gauges OK for > 1" mat
- Cores may not be representative
- Permeability not as big an issue

➤ Ride Quality

- Depends on
 - Condition of existing pavement
 - Surface preparation
 - Overlay thickness
- Specification should be based on existing conditions





Performance



- Immediate Benefits
- Pavement Life
- Economics





Immediate Benefits



- Pavement Condition (Labi et al. (2005))
 - 18 to 36% decrease in roughness
 - 5 to 55% decrease in rut depth
 - 1 to 10% improvement in condition rating

- Noise
 - Corley-Lay and Mastin (2007): 6.7 dB reduction on overlaid PCC
 - FHWA (2005): 5 dB reduction on overlaid PCC in Phoenix

- 3dB reduction = $\frac{1}{2}$ traffic volume





Pavement Life

Location	Traffic	Underlying Pavement	Performance, yrs.
Ohio	High/Low	Asphalt	16
	Low	Composite	11
	High	Composite	7
North Carolina	----	Concrete	6 – 10
Ontario	High	Asphalt	8
Illinois	Low	Asphalt	7 – 10
New York	----	Asphalt	5 – 8
Indiana	Low	Asphalt	9 – 11
Austria	High/Low	Asphalt	≥ 10
	High	Concrete	≥ 8
Georgia	Low	Asphalt	10



Pavement Life



Location	Traffic	Underlying Pavement	Performance, yrs.
Ohio	High/Low	Asphalt	16
	Low	Composite	11
	High	Composite	7
North Carolina	----	Concrete	6 – 10
Ontario	High	Asphalt	8
Illinois	Low	Asphalt	7 – 10
New York	----	Asphalt	5 – 8
Indiana	Low	Asphalt	9 – 11
Austria	High/Low	Asphalt	≥ 10
	High	Concrete	≥ 8
Georgia	Low	Asphalt	10



Pavement Life



Location	Traffic	Underlying Pavement	Performance, yrs.
Ohio	High/Low	Asphalt	16
	Low	Composite	11
	High	Composite	7
North Carolina	----	Concrete	6 – 10
Ontario	High	Asphalt	8
Illinois	Low	Asphalt	7 – 10
New York	----	Asphalt	5 – 8
Indiana	Low	Asphalt	9 – 11
Austria	High/Low	Asphalt	≥ 10
	High	Concrete	≥ 8
Georgia	Low	Asphalt	10



Economics

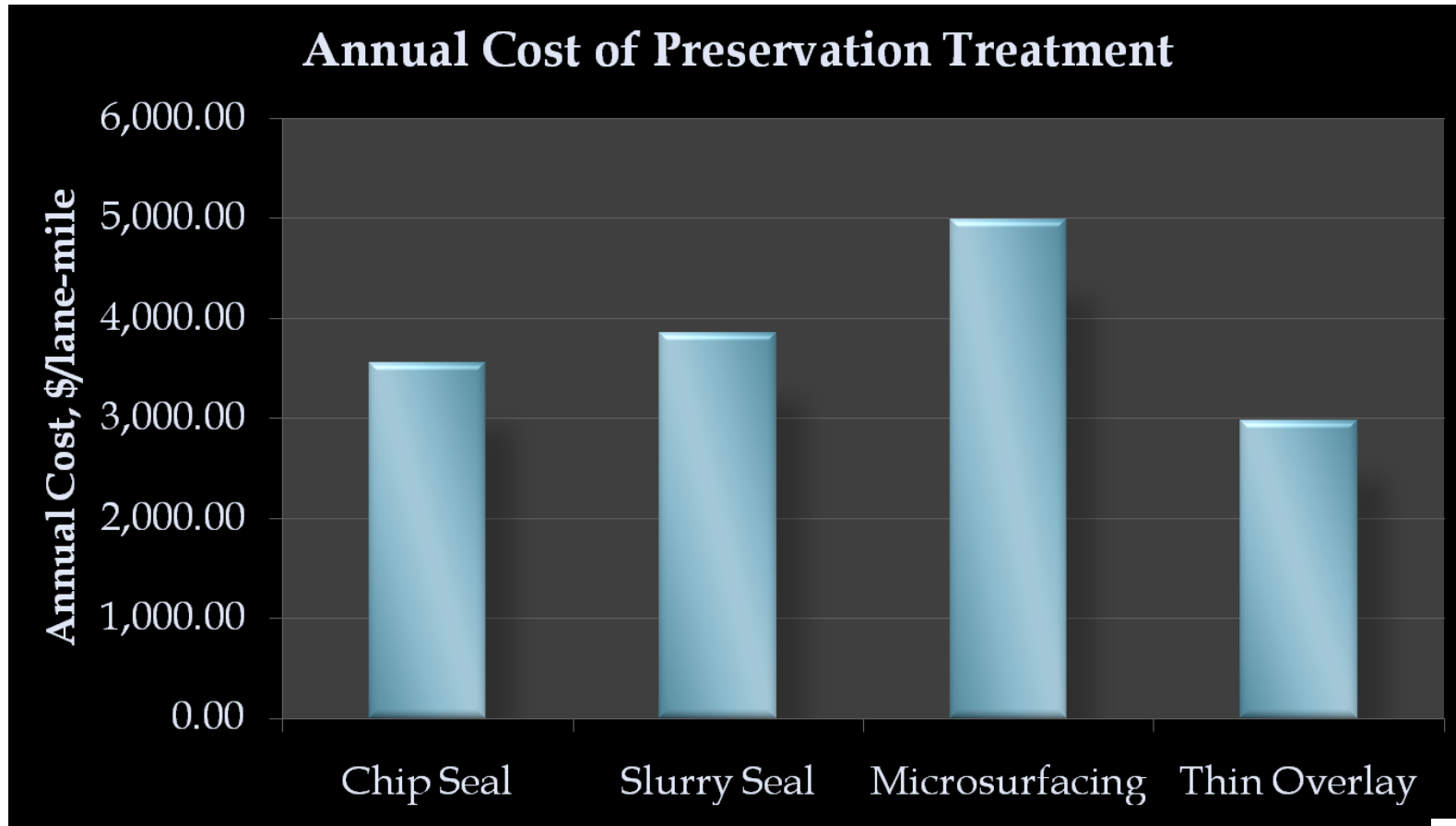


- Chou et al. (2008):
 - Thin overlays on asphalt – almost always most cost effective
 - Thin overlays on PCC – not as cost effective, but greater deterioration prior to overlay
- 2008 NAPA Survey of State Asphalt Associations

Treatment	Expected Life, yrs	Range	Cost, \$/SY	Range	Annual Cost, \$/lane-mile
Chip Seal	4.08	2.5 - 5	2.06	0.50 – 4.25	3,554.51
Slurry Seal	3.25	2 - 4	1.78	1.00 – 2.20	3,855.75
Micro-surfacing	4.67	4 - 6	3.31	2.30 – 6.75	4,989.81
Thin Surfacing	10.69	7 - 14	4.52	2.40 – 6.75	2,976.69



Economics





Conclusions - Benefits



- Thin Overlays for Pavement Preservation
 - Improve Ride Quality
 - Reduce Distresses
 - Maintain Road Geometrics
 - Reduce Noise
 - Low Life Cycle Costs
 - Provide Long Lasting Service
- Place before extensive rehab required
- Expected performance
 - 10 years or more on asphalt
 - 6 to 10 years on PCC





Conclusions – Check-list



- ✓ Evaluate
 - ✓ Candidate for thin asphalt overlay?
 - ✓ Distresses
- ✓ Determine Mix Type
- ✓ Proper Surface Preparation
- ✓ Materials
- ✓ Thickness
- ✓ Production, Construction and Quality Control





Thin Asphalt Overlays



Thin asphalt overlays are a popular solution to pavement preservation. They are economical, long-lasting, and effective in treating a wide variety of surface distresses to restore ride quality, skid resistance, and overall performance.





Resources



- NCAT website: www.ncat.us
- NAPA Publication:
 - IS-135, “Thin Asphalt Overlays for Pavement Preservation”
- Transportation Research Record:
 - Labi, et al. 2005.
- Ohio DOT:
 - Chou, et al. April 2008.





Upcoming Events



- New Jersey Paving Conference – March 14 at The College of New Jersey, Ewing
- TransAction – April 4-6 at the Tropicana Hotel, Atlantic City

